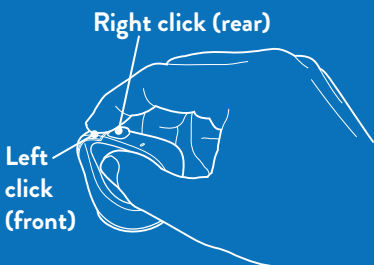


Mastering the Swiftpoint®GT

Hold the mouse as shown, with your index finger resting on the front button.

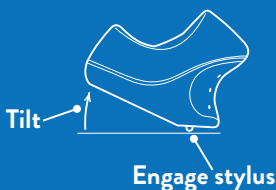
- Move your index finger to the rear button to right-click.



- Use your index finger to roll the scroll wheel.

To middle click, hold the front button, then press the back button.

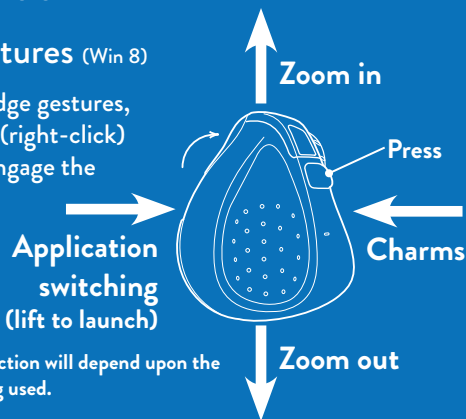
To bring up the Start menu in Windows 8, hold the back button, then press the front button.




To gesture, tilt the mouse as shown and drag the stylus on the mousing surface. Use the stylus to swipe and scroll.

Edge Gestures (Win 8)

To perform edge gestures, hold the rear (right-click) button and engage the stylus.



Zoom in/out function will depend upon the application being used.



Replacing the Stylus

Use the pin provided to lever out the stylus. Press replacement stylus into position.

For tips and videos, visit www.swiftpoint.com